

IN THIS ISSUE:

Access Technical Documents with QR Codes.....	2
TouchPoint Leg Kit.....	3

TECHNICAL BULLETIN DISTRIBUTION

Technical Bulletins are published as a means to communicate with persons in the field, they are published on an as need basis. To subscribe or unsubscribe from the Tech Bulletin, go to lancercorp.com. Click on the Contact link and scroll down to Technical Publications. Lancer Installation and Service Manuals, Instruction Sheets, previous Technical Bulletins, and a complete index of Technical Bulletin articles are also available at lancercorp.com. For general questions about the Tech Bulletin, email techpubs@lancercorp.com or call (210) 310-7230.

CONTACT INFO

Lancer Sales: (800) 729-1500
Lancer Customer Service: (800) 729-1500
Lancer Warranty: (800) 729-1550
Lancer USA: (210) 310-7000
Canada: (210) 310-7187
Latin America: (210) 310-7000
International Sales: (210) 310-7063
Europe: 32-2-755-2390
Australia/New Zealand: 61-8-8268-1388
Email: custserv@lancercorp.com
Lancer Website: www.lancercorp.com



Volumetric Valve



Access Technical Documents with QR Codes

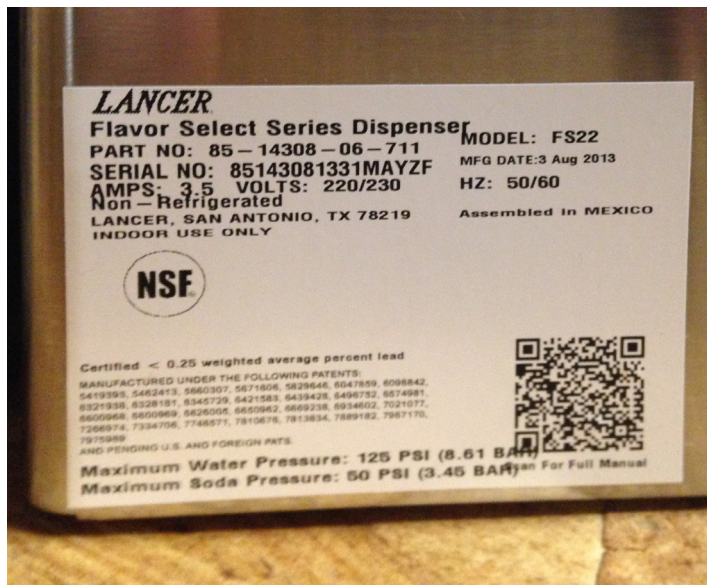
Technical Bulletin Reference No. 2103-001

In our continuing efforts to reduce our carbon footprint, Lancer has made a change in our distribution of Technical Documents. Operation Manuals will be available on the Lancer web site only (lancercorp.com). Installation Guides, (installation information, safety warnings and cautions, and the dispenser cleaning instructions) will continue to be shipped with all equipment.

Operation Manuals can be accessed via a QR (Quick Response) code found on the equipment's name plate label located on either the side of the unit or behind the unit's splash plate. A simple scan of the QR code with a mobile device (app required) will provide immediate access to all Technical Documents associated with that specific unit. This QR code can also be found on the first page of every Installation Guide (included with unit).

This process was initiated on a limited basis in 2013, so these QR codes can already be seen in the field. We will finalize this program over the upcoming months.

This quick, convenient, and environmentally responsible process will be fully implemented over the course of the year and will provide all of our customers, distributors, and installers easy access to all of our Technical Documents.



NAME PLATE LABEL ON SIDE OF UNIT




QR CODE ON FIRST PAGE OF INSTALL GUIDE

TouchPoint Leg Kit

Technical Bulletin Reference No. 2103-002

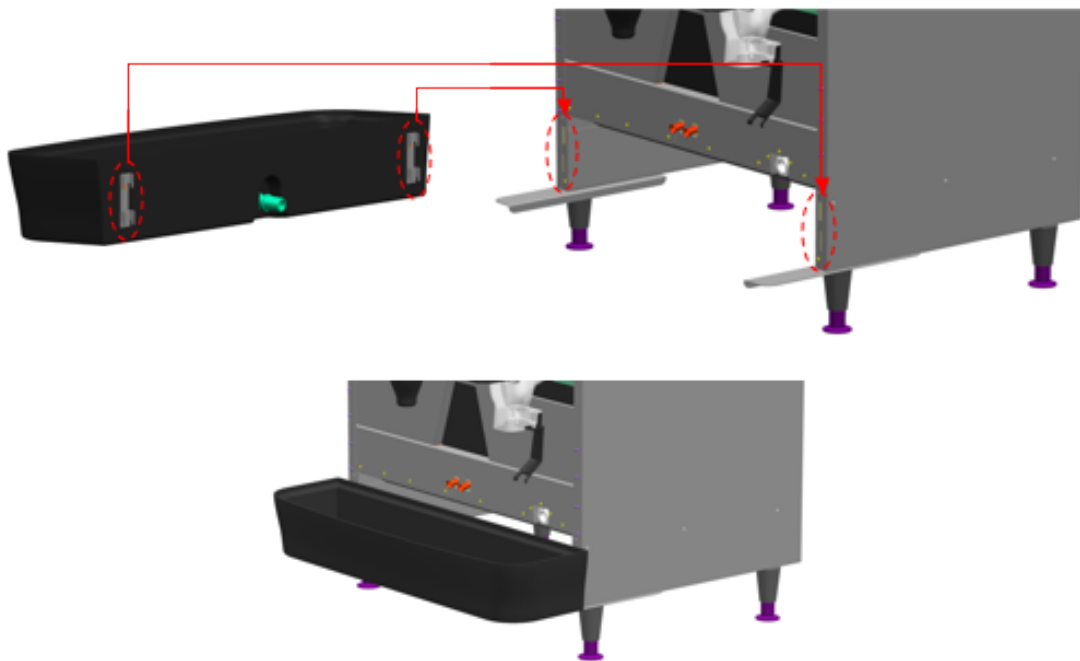
Lancer is releasing a Leg Kit for all TouchPoint models. This kit includes a set of braces that are required to ensure the drip tray is supported when TouchPoint is elevated. The kit (PN 82-4758) includes the following part numbers:

- 28-2811 - TouchPoint Legs Kit Instruction Sheet
- 30-11796 - BRACE,DRIPTRAY,TP
- 81-0628 - LEG,ADJUSTABLE,4 W/3/8-16 PROT



NOTE: Before installation, remove cladding to avoid damage.

⚠ WARNING TO AVOID INJURY OR DAMAGE TO THE UNIT, IT IS RECOMMENDED THAT A MECHANICAL LIFT IS UTILIZED FOR PROPER INSTALLATION AND A MINIMUM OF TWO (2) INSTALLERS ARE REQUIRED. ALWAYS USE PROPER LIFTING TECHNIQUES.



⚠ Please refer to the Lancer web site (lancercorp.com) for full Instruction Sheet (28-2811) ⚠